

# Spooky Lane Quilt Pattern Cutting Guide

## Row 1


Moon Fabric



Star Points




Star Centers




## Row 2

Churn Dashes

Set 1



Set 2




Set 3



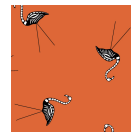



## Row 3:

Bats




## Row 4:

Shoo Fly Blocks



Cat 1




Cat 2




## Row 5:


Spiders



Pumpkin Prints



Pumpkin Centers





Pumpkin Stems





## Row 6:

House 1 and 5




House 2 and 4



House 3



Border



Background

